

2016

**YMF**
YAMAHA MOTOR FINANCE**AUSTRALIAN SUPERBIKE CHAMPIONSHIP****Sydney Motorsports Park**

PRESENTED BY

**Round 3**
April 16 & 17**SUPERBIKE**
Qualifying 2Date: 16/04/16
Event: Q11
Weather: Fine & cloudy - 28.0C
Track: Dry - Temp: 37.3CStarted at: 15:04:30
Laps: 20 Min
Starters: 24
Printed at: 15:29**PROVISIONAL CLASSIFICATION**

Pos	No	Gr	Name	Machine	Fastest Lap	On Lap	Behind Prev	Behind Leader	Top Speed
1	47	A	Wayne MAXWELL (VIC) / Yamaha Racing Team / Yamaha Motor Australia	Yamaha YZF-R1	1:30.293	6 of 8			303
2	14	A	Glenn ALLERTON (NSW) / Yamaha Racing Team / Yamaha Motor Australia	Yamaha YZF-R1	1:30.732	3 of 3	.439	.439	304
3	1	A	Mike JONES (QLD) / Ducati Australia / Motul / Pirelli / QBE / Australian Outdoor Living	Ducati Panigale	1:31.060	4 of 6	.328	.767	304
4	17	A	Troy HERFOSS (NSW) / Crankt Protein Honda Racing / Motul	Honda CBR SP	1:31.095	6 of 9	.035	.802	294
5	25	A	Daniel FALZON (SA) / JD Racing / Caterpillar/ Mainline Dyno/ YRT	Yamaha YZF-R1	1:31.353	3 of 5	.258	1.060	299
6	16	A	Michael BLAIR (NSW) / Yamaha / YRD / Ipone / Campbell Home Hardware & Bldg Supp.	Yamaha YZF-R1	1:31.619	7 of 8	.266	1.326	302
7	12	A	Matt WALTERS (NSW) / Kawasaki Connection / Kawa. Motors Fin. / Repsol/Rover Coaches	Kawasaki ZX10R	1:31.722	4 of 6	.103	1.429	303
8	60	A	Ben BURKE (NSW) / SA Kawasaki BC performance / Kawasaki Aust. / Kawa. Motors Fin.	Kawasaki ZX10R	1:31.803	4 of 12	.081	1.510	306
9	51	A	Brayden ELLIOTT (NSW) / Knobby Underwear / Royan Truck & Trailer Repairs / ASM Aust.	Suzuki GSX-R	1:32.018	2 of 7	.215	1.725	300
10	27	A	Jamie STAUFFER (NSW) / Crankt Protein Honda Racing / Motul	Honda CBR SP	1:32.050	7 of 9	.032	1.757	294
11	33	A	Sloan FROST (NZ) / Next Gen Motorsports	Suzuki GSX-R	1:33.464	7 of 8	1.414	3.171	296
12	46	A	Simon GALLOWAY (NSW) / Chris Watson M-cycles / Bodywise Smash Repairs	Yamaha YZF-R1	1:33.519	7 of 9	.055	3.226	295
13	96	A	Mathew HARDING (NSW) / K & R Hydraulics / Kawasaki Connection	Kawasaki ZX10R	1:33.563	2 of 7	.044	3.270	296
14	22	A	Trent GIBSON (VIC)	Yamaha YZF-R1	1:33.740	6 of 9	.177	3.447	294
15	3	A	Ryan HAMPTON (NZ) / Next Gen Motorsports / Hampton M-cycles / Nitron Susp. / Pirelli	Suzuki GSX-R	1:34.183	8 of 11	.443	3.890	296
16	77	A	Adam SENIOR (WA) / Boreclean / Steve's M-cycles / Consent2Go / Silkolene	Yamaha YZF-R1	1:35.361	3 of 10	1.178	5.068	289
17	88	B	Brendan SCHMIDT (VIC) / Peter Stevens / Newturf Aust Pty Ltd / Fat Bobs Bar & Grill	Kawasaki ZX10R	1:35.494	3 of 8	.133	5.201	285
18	36	C	Carlos RENDON (NSW)	Kawasaki ZX10R	1:35.656	4 of 7	.162	5.363	295
19	48	A	Paul DUTTON (NSW) / Ultra Spray	Yamaha YZF-R1	1:35.956	6 of 7	.300	5.663	295
20	21	C	Heath GRIFFIN (NSW)	Ducati Panigale	1:36.141	7 of 7	.185	5.848	292
21	23	B	Peter BERRY (VIC) / Livson TBR / Volcanic Creative / Workwearhub / Repsol / DM Racing	Kawasaki ZX10R	1:36.240	2 of 6	.099	5.947	289
22	78	B	Nathan SPITERI (VIC) / Livson TBR Racing / Konnect / Volcanic Creative / Workwearhub	Honda CBR RR	1:36.998	1 of 11	.758	6.705	282
23	73	B	Tony KEOGH (WA) / Trakdayz / Chain Reaction M-cycles / ProBolt / SC Project	Kawasaki ZX10R	1:39.940	8 of 9	2.942	9.647	282
24	15	B	Nick MARSH (NSW) / Superbike Source Racing / Bridgestone / Annitori Quickshifters	Aprilia RSV4	1:40.480	4 of 7	.540	10.187	278

Current best lap for SBK class - 1:29.842 by Robert BUGDEN (QLD) on a Suzuki GSX-R set on 02/08/13

Chief Time Keeper - Scott Laing

Clerk of Course - Tom Williams




Computime Race Timing Systems Pty Ltd © 1996

Licensed to Computime Race Timing Systems

www.computime.com.au**COMPUTIME RACE TIMING SYSTEMS PTY LTD**

9 Timber Lane, Glen Waverley, Vic 3150. Ph : 0418 17 13 17

E-mail : scott@computime.com.au



Sydney Motorsports Park



PRESENTED BY



Round 3
April 16 & 17



SUPERBIKE
Qualifying 2

Started at: 15:04:30
 Laps: 20 Min
 Starters: 24
 Printed at: 15:29

Date: 16/04/16
 Event: Q11
 Weather: Fine & cloudy - 28.0C
 Track: Dry - Temp: 37.3C

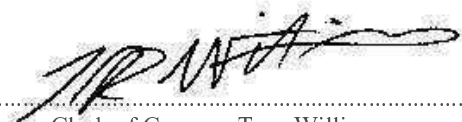
PROVISIONAL CLASSIFICATION

Pos	No	Gr	Name	Machine	Fastest Lap	On Lap	Behind Prev	Behind Leader	Top Speed
-----	----	----	------	---------	-------------	--------	-------------	---------------	-----------

The results are provisional until the end of the time limit for protests and appeals.



Chief Time Keeper - Scott Laing



Clerk of Course - Tom Williams



Computime Race Timing Systems Pty Ltd © 1996
 Licensed to Computime Race Timing Systems
www.computime.com.au

COMPUTIME RACE TIMING SYSTEMS PTY LTD
 9 Timber Lane, Glen Waverley, Vic 3150. Ph : 0418 17 13 17
 E-mail : scott@computime.com.au



2016

**YMF**
YAMAHA MOTOR FINANCE**AUSTRALIAN SUPERBIKE CHAMPIONSHIP****Sydney Motorsports Park**

PRESENTED BY

**Round 3**
April 16 & 17**SUPERBIKE**
Qualifying 2Date: 16/04/16
Event: Q11
Weather: Fine & cloudy - 28.0C
Track: Dry - Temp: 37.3CStarted at: 15:04:30
Laps: 20 Min
Starters: 24
Printed at: 15:29**PROVISIONAL LAP TIMES**

No	Name	Lap 1	Lap 2	Lap 3	Lap 4	Lap 5	Lap 6	Lap 7	Lap 8	Lap 9	Lap 10
1	Mike JONES (QLD)	1:31.455	1:37.201	1:40.185	<u>1:31.060</u>	1:31.757	1:31.673				
3	Ryan HAMPTON (NZ)	1:35.636	1:34.960	1:34.699	1:34.438	1:34.999	1:52.562	1:35.436	<u>1:34.183</u>	1:58.020	2:32.163
		10	1:35.506								
12	Matt WALTERS (NSW)	1:33.236	1:32.004	1:32.119	<u>1:31.722</u>	1:32.106	1:31.745				
14	Glenn ALLERTON (NSW)	1:31.405	1:36.327	<u>1:30.732</u>							
15	Nick MARSH (NSW)	1:40.520	1:41.249	1:40.912	<u>1:40.480</u>	2:01.362	5:18.307	1:41.138			
16	Michael BLAIR (NSW)	1:32.232	1:41.795	1:32.184	1:56.203	2:20.835	1:37.103	<u>1:31.619</u>	1:31.935		
17	Troy HERFOSS (NSW)	1:32.506	1:54.979	1:31.960	1:53.276	5:02.202	<u>1:31.095</u>	1:55.666	1:40.281	1:47.683	
21	Heath GRIFFIN (NSW)	1:37.621	1:36.758	1:37.115	1:37.535	2:08.862	2:55.892	<u>1:36.141</u>			
22	Trent GIBSON (VIC)	1:33.826	1:41.827	4:20.654	1:34.437	1:33.759	<u>1:33.740</u>	1:33.902	1:47.067	2:00.300	
23	Peter BERRY (VIC)	1:37.030	<u>1:36.240</u>	1:36.838	1:56.091	4:11.648	1:38.507				
25	Daniel FALZON (SA)	1:31.872	1:31.355	<u>1:31.353</u>	1:56.708	11:06.866					
27	Jamie STAUFFER (NSW)	1:34.439	1:32.602	1:32.778	1:54.947	3:30.218	1:32.097	<u>1:32.050</u>	1:32.186	1:48.779	
33	Sloan FROST (NZ)	1:33.538	2:15.765	2:12.190	1:33.471	1:33.543	1:38.350	<u>1:33.464</u>	1:33.646		
36	Carlos RENDON (NSW)	1:36.722	1:36.035	1:35.725	<u>1:35.656</u>	1:38.251	1:52.082	3:51.413			
46	Simon GALLOWAY (NSW)	1:38.379	1:35.548	1:35.283	1:34.932	1:33.974	1:33.749	<u>1:33.519</u>	1:33.594	2:33.164	
47	Wayne MAXWELL (VIC)	1:31.452	1:31.532	1:30.883	5:41.455	1:30.618	<u>1:30.293</u>	1:30.450	1:30.708		
48	Paul DUTTON (NSW)	1:36.713	1:36.262	1:36.280	1:36.639	1:36.798	<u>1:35.956</u>	1:48.861			
51	Brayden ELLIOTT (NSW)	1:32.290	<u>1:32.018</u>	1:32.946	1:47.414	2:15.965	1:32.197	1:32.291			
60	Ben BURKE (NSW)	1:33.559	1:32.140	1:31.907	<u>1:31.803</u>	1:40.550	1:31.964	1:32.639	1:31.897	1:31.959	1:32.368
		10	1:33.532	1:34.868							
73	Tony KEOGH (WA)	1:41.478	1:41.558	1:41.936	1:41.759	1:42.090	1:41.341	1:40.289	<u>1:39.940</u>	1:40.598	
77	Adam SENIOR (WA)	1:35.973	1:36.323	<u>1:35.361</u>	1:35.782	2:06.298	4:16.705	1:35.686	1:35.617	1:35.727	1:58.199
78	Nathan SPITERI (VIC)	<u>1:36.998</u>	1:38.707	1:37.181	1:37.969	1:38.093	1:37.986	1:40.998	1:37.601	1:50.665	1:41.580
		10	1:42.419								
88	Brendan SCHMIDT (VIC)	1:36.912	1:36.264	<u>1:35.494</u>	1:36.011	1:54.422	2:39.515	1:37.461	1:37.798		
96	Mathew HARDING (NSW)	1:33.992	<u>1:33.563</u>	1:33.842	1:34.366	1:34.004	1:47.891	1:51.932			

The results are provisional until the end of the time limit for protests and appeals.

Chief Time Keeper - Scott Laing

Clerk of Course - Tom Williams



Computime Race Timing Systems Pty Ltd © 1996

Licensed to Computime Race Timing Systems

www.computime.com.au**COMPUTIME RACE TIMING SYSTEMS PTY LTD**

9 Timber Lane, Glen Waverley, Vic 3150. Ph : 0418 17 13 17

E-mail : scott@computime.com.au

2016



YMF
YAMAHA MOTOR FINANCE

AUSTRALIAN SUPERBIKE CHAMPIONSHIP

PRESENTED BY

Sydney Motorsports Park



Round 3
April 16 & 17



SUPERBIKE
Qualifying 2

Date: 16/04/16
Event: Q11
Weather: Fine & cloudy - 28.0C
Track: Dry - Temp: 37.3C

Started at: 15:04:30
Laps: 20 Min
Starters: 24
Printed at: 15:29

PROVISIONAL SPLIT TIMES

Lap	Split 1	Split 2	Split 3	Lap Time	Spd	Lap	Split 1	Split 2	Split 3	Lap Time	Spd
1 Mike JONES (QLD) (3rd)						15 Nick MARSH (NSW) (24th)					
1	10:40.744	39.938	24.666	11:45.348		1	1:01.967	45.091	26.751	2:13.809	
2	28.289	38.986	24.180	1:31.455	301	2	<u>31.072</u>	43.309	26.139	1:40.520	270
3	32.514	40.570	<u>24.117</u>	1:37.201	304	3	31.251	43.652	26.346	1:41.249	278
4	28.186	46.320	25.679	1:40.185	303	4	31.239	43.534	26.139	1:40.912	276
5	<u>27.989</u>	<u>38.888</u>	24.183	<u>1:31.060</u>	302	5	31.282	<u>43.072</u>	<u>26.126</u>	<u>1:40.480</u>	277
6	28.211	39.068	24.478	1:31.757	301	6	31.328	43.757	46.277	2:01.362 P	277
7	28.182	39.220	24.271	1:31.673	302	7	4:07.222	44.696	26.389	5:18.307	
						8	31.170	43.451	26.517	1:41.138	276
3 Ryan HAMPTON (NZ) (15th)						16 Michael BLAIR (NSW) (6th)					
1	53.342	41.590	25.523	2:00.455		1	3:10.845	40.035	24.853	4:15.733	
2	29.444	40.803	25.389	1:35.636	291	2	28.358	39.226	24.648	1:32.232	299
3	29.326	40.552	25.082	1:34.960	292	3	28.441	48.465	24.889	1:41.795	301
4	29.234	40.403	25.062	1:34.699	293	4	28.279	39.397	24.508	1:32.184	299
5	29.183	40.205	25.050	1:34.438	294	5	32.076	43.122	41.005	1:56.203 P	302
6	<u>28.924</u>	41.154	<u>24.921</u>	1:34.999	295	6	1:12.895	43.355	24.585	2:20.835	
7	29.879	53.979	28.704	1:52.562	296	7	28.178	39.231	29.694	1:37.103	302
8	29.664	40.614	25.158	1:35.436	291	8	<u>28.110</u>	<u>39.040</u>	<u>24.469</u>	<u>1:31.619</u>	297
9	29.003	<u>40.052</u>	25.128	<u>1:34.183</u>	292	9	28.183	39.111	24.641	1:31.935	302
10	29.864	42.876	45.280	1:58.020 P	294						
11	1:18.191	47.262	26.710	2:32.163		17 Troy HERFOSS (NSW) (4th)					
12	29.289	40.880	25.337	1:35.506	289	1	1:43.643	49.145	27.599	3:00.387	
12 Matt WALTERS (NSW) (7th)						2	28.442	39.470	24.594	1:32.506	289
1	8:39.499	48.575	25.082	9:53.156		3	36.907	52.671	25.401	1:54.979	292
2	28.609	40.065	24.562	1:33.236	300	4	28.222	39.150	24.588	1:31.960	293
3	28.142	39.280	24.582	1:32.004	301	5	30.859	41.942	40.475	1:53.276 P	293
4	28.436	39.352	<u>24.331</u>	1:32.119	302	6	3:43.540	49.373	29.289	5:02.202	
5	<u>27.907</u>	39.433	24.382	<u>1:31.722</u>	303	7	<u>27.941</u>	<u>38.728</u>	<u>24.426</u>	<u>1:31.095</u>	294
6	28.241	39.367	24.498	1:32.106	301	8	33.090	50.377	32.199	1:55.666	293
7	28.066	<u>39.251</u>	24.428	1:31.745	300	9	32.113	42.785	25.383	1:40.281	267
14 Glenn ALLERTON (NSW) (2nd)						10				1:47.683	
1		8:14.268	24.441	8:38.709		21 Heath GRIFFIN (NSW) (20th)					
2	27.998	39.108	24.299	1:31.405	295	1	7:08.252	44.669	25.834	8:18.755	
3		1:12.059	24.268	1:36.327	297	2	30.034	41.757	25.830	1:37.621	288
4	<u>27.882</u>	<u>38.793</u>	<u>24.057</u>	<u>1:30.732</u>	300	3	<u>29.351</u>	41.744	25.663	1:36.758	292

Scott Laing

Chief Time Keeper - Scott Laing

Tom Williams

Clerk of Course - Tom Williams



Computime Race Timing Systems Pty Ltd © 1996


Licensed to Computime Race Timing Systems

www.computime.com.au

COMPUTIME RACE TIMING SYSTEMS PTY LTD

9 Timber Lane, Glen Waverley, Vic 3150. Ph : 0418 17 13 17

E-mail : scott@computime.com.au



2016 **YMF** AUSTRALIAN SUPERBIKE CHAMPIONSHIP

YAMAHA MOTOR FINANCE

PRESENTED BY

Sydney Motorsports Park



Round 3
April 16 & 17



SUPERBIKE
Qualifying 2

Started at: **15:04:30**

Laps: **20 Min**

Starters: **24**

Printed at: **15:29**

Date: **16/04/16**
Event: **Q11**
Weather: **Fine & cloudy - 28.0C**
Track: **Dry - Temp: 37.3C**

PROVISIONAL SPLIT TIMES

Lap	Split 1	Split 2	Split 3	Lap Time	Spd	Lap	Split 1	Split 2	Split 3	Lap Time	Spd
4	29.538	41.845	25.732	1:37.115	287	2	29.385	40.302	24.752	1:34.439	289
5	29.625	42.424	25.486	1:37.535	288	3	28.328	39.558	24.716	1:32.602	292
6	30.140	41.737	56.985	2:08.862 P	286	4	28.260	39.622	24.896	1:32.778	293
7	1:48.093	42.033	25.766	2:55.892		5	31.236	44.183	39.528	1:54.947 P	294
8	29.626	41.238	25.277	1:36.141	288	6	2:24.748	40.766	24.704	3:30.218	
22 Trent GIBSON (VIC) (14th)						7	28.219	39.284	24.594	1:32.097	291
1	1:16.165	45.515	25.749	2:27.429		8	28.115	39.350	24.585	1:32.050	291
2	28.632	40.121	25.073	1:33.826	292	9	28.339	39.135	24.712	1:32.186	290
3	28.286	40.307	33.234	1:41.827 P	293	10	31.595	40.069	37.115	1:48.779 P	291
4	3:14.555	40.919	25.180	4:20.654		33 Sloan FROST (NZ) (11th)					
5	28.569	40.191	25.677	1:34.437	292	1	1:00.480	42.722	25.873	2:09.075	
6	28.703	39.970	25.086	1:33.759	287	2	28.907	39.797	24.834	1:33.538	290
7	28.480	40.262	24.998	1:33.740	293	3	39.681	51.764	44.320	2:15.765 P	294
8	28.702	40.157	25.043	1:33.902	291	4	1:05.220	41.991	24.979	2:12.190	
9	29.119	40.948	37.000	1:47.067 P	294	5	28.807	39.926	24.738	1:33.471	295
10	54.191	40.730	25.379	2:00.300		6	29.010	39.775	24.758	1:33.543	296
23 Peter BERRY (VIC) (21th)						7	32.642	40.886	24.822	1:38.350	289
1	1:01.968	43.181	25.933	2:11.082		8	28.996	39.658	24.810	1:33.464	295
2	29.954	41.361	25.715	1:37.030	281	9	28.824	39.991	24.831	1:33.646	296
3	29.285	41.318	25.637	1:36.240	289	36 Carlos RENDON (NSW) (18th)					
4	29.540	41.664	25.634	1:36.838	289	1	1:18.135	44.563	26.211	2:28.909	
5	30.309	46.099	39.683	1:56.091 P	288	2	29.937	41.154	25.631	1:36.722	289
6	3:00.242	45.253	26.153	4:11.648		3	29.558	41.127	25.350	1:36.035	291
7	30.792	42.210	25.505	1:38.507	281	4	29.423	40.956	25.346	1:35.725	295
25 Daniel FALZON (SA) (5th)						5	29.351	40.991	25.314	1:35.656	293
1	2:15.937	41.902	25.334	3:23.173		6	29.786	42.917	25.548	1:38.251	293
2	28.424	39.169	24.279	1:31.872	297	7	29.851	41.120	41.111	1:52.082 P	294
3	28.040	39.050	24.265	1:31.355	298	8	2:42.813	42.646	25.954	3:51.413	
4	28.018	39.025	24.310	1:31.353	299	46 Simon GALLOWAY (NSW) (12th)					
5	33.401	42.742	40.565	1:56.708 P	299	1	2:51.627	44.712	26.402	4:02.741	
6				11:06.866 P		2	30.503	42.126	25.750	1:38.379	289
27 Jamie STAUFFER (NSW) (10th)						3	29.547	40.857	25.144	1:35.548	292
1	1:33.314	49.635	27.184	2:50.133		4	29.415	40.745	25.123	1:35.283	289
						5	28.829	40.866	25.237	1:34.932	294

Scott Laing

Chief Time Keeper - Scott Laing

Tom Williams

Clerk of Course - Tom Williams



Computime Race Timing Systems Pty Ltd © 1996

Licensed to Computime Race Timing Systems

www.computime.com.au

COMPUTIME RACE TIMING SYSTEMS PTY LTD

9 Timber Lane, Glen Waverley, Vic 3150. Ph : 0418 17 13 17

E-mail : scott@computime.com.au



2016



YMF
YAMAHA MOTOR FINANCE

AUSTRALIAN SUPERBIKE CHAMPIONSHIP

PRESENTED BY

Sydney Motorsports Park



Round 3
April 16 & 17



SUPERBIKE
Qualifying 2

Started at: **15:04:30**

Laps: **20 Min**

Starters: **24**

Printed at: **15:29**

Date: **16/04/16**
Event: **Q11**
Weather: **Fine & cloudy - 28.0C**
Track: **Dry - Temp: 37.3C**

PROVISIONAL SPLIT TIMES

Lap	Split 1	Split 2	Split 3	Lap Time	Spd	Lap	Split 1	Split 2	Split 3	Lap Time	Spd
6	28.842	40.219	24.913	1:33.974	291	60 Ben BURKE (NSW) (8th)					
7	28.666	40.218	24.865	1:33.749	294	1	1:36.898	44.973	26.579	2:48.450	
8	28.581	40.090	24.848	1:33.519	295	2	28.561	40.240	24.758	1:33.559	300
9	28.612	40.019	24.963	1:33.594	293	3	28.082	39.432	24.626	1:32.140	303
10	35.900	47.540	1:09.724	2:33.164 P	290	4	28.078	39.320	24.509	1:31.907	305
47 Wayne MAXWELL (VIC) (1st)						5	28.067	39.269	24.467	1:31.803	304
1		4:50.455	24.353	5:14.808		6	35.671	39.799	25.080	1:40.550	295
2	28.053	39.201	24.198	1:31.452	300	7	28.091	39.477	24.396	1:31.964	305
3	28.139	38.826	24.567	1:31.532	303	8	28.118	39.977	24.544	1:32.639	305
4	27.845	38.853	24.185	1:30.883	300	9	28.010	39.247	24.640	1:31.897	304
5	4:38.134	39.180	24.141	5:41.455	300	10	28.138	39.213	24.608	1:31.959	303
6	27.735	38.549	24.334	1:30.618	299	11	28.062	39.134	25.172	1:32.368	303
7	27.666	38.566	24.061	1:30.293	300	12	28.128	39.774	25.630	1:33.532	304
8	27.838	38.468	24.144	1:30.450	300	13	28.496	40.660	25.712	1:34.868	306
9				1:30.708		73 Tony KEOGH (WA) (23th)					
48 Paul DUTTON (NSW) (19th)						1	1:36.550	44.959	26.988	2:48.497	
1	1:17.902	44.342	26.298	2:28.542		2	31.031	43.703	26.744	1:41.478	278
2	29.648	41.413	25.652	1:36.713	288	3	31.420	43.521	26.617	1:41.558	274
3	29.527	41.042	25.693	1:36.262	292	4	31.633	43.470	26.833	1:41.936	272
4	29.709	41.079	25.492	1:36.280	289	5	31.305	43.668	26.786	1:41.759	281
5	29.888	41.140	25.611	1:36.639	294	6	31.725	43.770	26.595	1:42.090	278
6	29.415	41.546	25.837	1:36.798	295	7	31.556	43.293	26.492	1:41.341	280
7	29.391	41.013	25.552	1:35.956	293	8	31.013	43.068	26.208	1:40.289	265
8	30.097	42.608	36.156	1:48.861 P	290	9	30.910	42.748	26.282	1:39.940	278
51 Brayden ELLIOTT (NSW) (9th)						10	31.128	42.987	26.483	1:40.598	282
1	7:58.573	40.106	24.555	9:03.234		77 Adam SENIOR (WA) (16th)					
2	28.274	39.529	24.487	1:32.290	299	1	39.624	42.485	25.641	1:47.750	
3	28.305	39.095	24.618	1:32.018	299	2	29.570	41.028	25.375	1:35.973	283
4	28.965	39.430	24.551	1:32.946	293	3	29.477	41.492	25.354	1:36.323	288
5	29.240	40.443	37.731	1:47.414 P	300	4	29.356	40.797	25.208	1:35.361	287
6	1:11.555	39.900	24.510	2:15.965		5	29.386	41.098	25.298	1:35.782	288
7	28.404	39.220	24.573	1:32.197	297	6	31.357	48.990	45.951	2:06.298 P	289
8	28.215	39.540	24.536	1:32.291	297	7	3:10.025	41.474	25.206	4:16.705	
						8	29.751	40.666	25.269	1:35.686	288
						9	29.440	40.931	25.246	1:35.617	288


Scott Laing
Chief Time Keeper - Scott Laing

Tom Williams
Clerk of Course - Tom Williams



Computime Race Timing Systems Pty Ltd © 1996
Licensed to Computime Race Timing Systems
www.computime.com.au

COMPUTIME RACE TIMING SYSTEMS PTY LTD
9 Timber Lane, Glen Waverley, Vic 3150. Ph : 0418 17 13 17
E-mail : scott@computime.com.au



2016



YMF
YAMAHA MOTOR FINANCE

AUSTRALIAN SUPERBIKE CHAMPIONSHIP

PRESENTED BY

Sydney Motorsports Park



Round 3
April 16 & 17



SUPERBIKE
Qualifying 2

Date: 16/04/16
Event: Q11
Weather: Fine & cloudy - 28.0C
Track: Dry - Temp: 37.3C

Started at: 15:04:30
Laps: 20 Min
Starters: 24
Printed at: 15:29

PROVISIONAL SPLIT TIMES

Lap	Split 1	Split 2	Split 3	Lap Time	Spd	Lap	Split 1	Split 2	Split 3	Lap Time	Spd
10	29.487	40.918	25.322	1:35.727	287	3	29.732	40.704	25.828	1:36.264	285
11	33.518	51.384	33.297	1:58.199	284	4	29.134	40.852	25.508	1:35.494	280
78 Nathan SPITERI (VIC) (22th)						5	29.325	41.098	25.588	1:36.011	277
1	1:08.145	43.917	26.795	2:18.857		6	29.658	41.310	43.454	1:54.422 P	285
2	29.991	41.550	25.457	1:36.998	274	7	1:33.034	40.794	25.687	2:39.515	
3	29.871	42.734	26.102	1:38.707	282	8	29.415	41.555	26.491	1:37.461	284
4	29.806	41.541	25.834	1:37.181	270	9	29.340	42.034	26.424	1:37.798	266
5	29.846	41.767	26.356	1:37.969	276	96 Mathew HARDING (NSW) (13th)					
6	30.239	42.030	25.824	1:38.093	276	1	40.232	45.768	25.176	1:51.176	
7	29.875	42.006	26.105	1:37.986	277	2	28.995	40.131	24.866	1:33.992	293
8	31.043	43.910	26.045	1:40.998	265	3	28.771	40.113	24.679	1:33.563	296
9	30.025	41.729	25.847	1:37.601	277	4	28.874	40.067	24.901	1:33.842	295
10	35.019	48.285	27.361	1:50.665	273	5	28.943	40.404	25.019	1:34.366	294
11	31.756	43.430	26.394	1:41.580	277	6	28.981	40.146	24.877	1:34.004	294
12	31.814	44.168	26.437	1:42.419	259	7	38.236	44.430	25.225	1:47.891	294
88 Brendan SCHMIDT (VIC) (17th)						8	29.287	41.607	41.038	1:51.932 P	294
1	53.813	42.093	25.890	2:01.796							
2	29.670	41.033	26.209	1:36.912	284						

The results are provisional until the end of the time limit for protests and appeals.

Scott Laing

Chief Time Keeper - Scott Laing

Tom Williams

Clerk of Course - Tom Williams

Computime Race Timing Systems Pty Ltd © 1996


Licensed to Computime Race Timing Systems

www.computime.com.au

COMPUTIME RACE TIMING SYSTEMS PTY LTD

9 Timber Lane, Glen Waverley, Vic 3150. Ph : 0418 17 13 17

E-mail : scott@computime.com.au



2016 **YMF** AUSTRALIAN SUPERBIKE CHAMPIONSHIP

YAMAHA MOTOR FINANCE

PRESENTED BY

Sydney Motorsports Park



Round 3
April 16 & 17



SUPERBIKE
Qualifying 2

Date: 16/04/16
Event: Q11
Weather: Fine & cloudy - 28.0C
Track: Dry - Temp: 37.3C

Started at: 15:04:30
Laps: 20 Min
Starters: 24
Printed at: 15:29

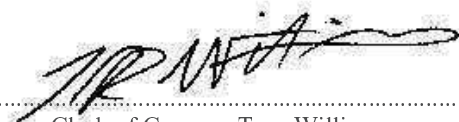
PROVISIONAL FASTEST LAPS SEQUENCE

Race Time	No	Name	Machine	Fastest Lap	On Lap
3:23.723	77	Adam SENIOR (WA)	Yamaha YZF-R1	1:35.973	1
3:25.168	96	Mathew HARDING (NSW)	Kawasaki ZX10R	1:33.992	1
3:42.613	33	Sloan FROST (NZ)	Suzuki GSX-R	1:33.538	1
4:32.893	17	Troy HERFOSS (NSW)	Honda CBR SP	1:32.506	1
4:55.045	25	Daniel FALZON (SA)	Yamaha YZF-R1	1:31.872	1
6:26.400	25	Daniel FALZON (SA)	Yamaha YZF-R1	1:31.355	2
7:57.753	25	Daniel FALZON (SA)	Yamaha YZF-R1	1:31.353	3
9:48.675	47	Wayne MAXWELL (VIC)	Yamaha YZF-R1	1:30.883	3
13:17.173	14	Glenn ALLERTON (NSW)	Yamaha YZF-R1	1:30.732	3
17:00.748	47	Wayne MAXWELL (VIC)	Yamaha YZF-R1	1:30.618	5
18:31.041	47	Wayne MAXWELL (VIC)	Yamaha YZF-R1	1:30.293	6

The results are provisional until the end of the time limit for protests and appeals.



Chief Time Keeper - Scott Laing




Clerk of Course - Tom Williams



Computime Race Timing Systems Pty Ltd © 1996
Licensed to Computime Race Timing Systems
www.computime.com.au

COMPUTIME RACE TIMING SYSTEMS PTY LTD
9 Timber Lane, Glen Waverley, Vic 3150. Ph : 0418 17 13 17
E-mail : scott@computime.com.au



2016

**YMF**
YAMAHA MOTOR FINANCE**AUSTRALIAN SUPERBIKE CHAMPIONSHIP**

PRESENTED BY

Sydney Motorsports Park**Round 3**
April 16 & 17**SUPERBIKE**
Qualifying 2Date: 16/04/16
Event: Q11
Weather: Fine & cloudy - 28.0C
Track: Dry - Temp: 37.3CStarted at: 15:04:30
Laps: 20 Min
Starters: 24
Printed at: 15:29**PROVISIONAL BEST PARTIAL TIMES**

Pos	Split 1		Split 2		Split 3		LAP		Ideal	Fastest
	Name	Time	Name	Time	Name	Time	Name	Time		
1	W. MAXWELL	27.666	W. MAXWELL	38.468	G. ALLERTON	24.057	W. MAXWELL	1:30.195	1:30.293	
2	G. ALLERTON	27.882	T. HERFOSS	38.728	W. MAXWELL	24.061	G. ALLERTON	1:30.732	1:30.732	
3	M. WALTERS	27.907	G. ALLERTON	38.793	M. JONES	24.117	M. JONES	1:30.994	1:31.060	
4	T. HERFOSS	27.941	M. JONES	38.888	D. FALZON	24.265	T. HERFOSS	1:31.095	1:31.095	
5	M. JONES	27.989	D. FALZON	39.025	M. WALTERS	24.331	D. FALZON	1:31.308	1:31.353	
6	B. BURKE	28.010	M. BLAIR	39.040	B. BURKE	24.396	M. WALTERS	1:31.489	1:31.722	
7	D. FALZON	28.018	B. ELLIOTT	39.095	T. HERFOSS	24.426	B. BURKE	1:31.540	1:31.803	
8	M. BLAIR	28.110	B. BURKE	39.134	M. BLAIR	24.469	M. BLAIR	1:31.619	1:31.619	
9	J. STAUFFER	28.115	J. STAUFFER	39.135	B. ELLIOTT	24.487	B. ELLIOTT	1:31.797	1:32.018	
10	B. ELLIOTT	28.215	M. WALTERS	39.251	J. STAUFFER	24.585	J. STAUFFER	1:31.835	1:32.050	
11	T. GIBSON	28.286	S. FROST	39.658	M. HARDING	24.679	S. FROST	1:33.203	1:33.464	
12	S. GALLOWAY	28.581	T. GIBSON	39.970	S. FROST	24.738	T. GIBSON	1:33.254	1:33.740	
13	M. HARDING	28.771	S. GALLOWAY	40.019	S. GALLOWAY	24.848	S. GALLOWAY	1:33.448	1:33.519	
14	S. FROST	28.807	R. HAMPTON	40.052	R. HAMPTON	24.921	M. HARDING	1:33.517	1:33.563	
15	R. HAMPTON	28.924	M. HARDING	40.067	T. GIBSON	24.998	R. HAMPTON	1:33.897	1:34.183	
16	B. SCHMIDT	29.134	A. SENIOR	40.666	A. SENIOR	25.206	A. SENIOR	1:35.228	1:35.361	
17	P. BERRY	29.285	B. SCHMIDT	40.704	H. GRIFFIN	25.277	B. SCHMIDT	1:35.346	1:35.494	
18	H. GRIFFIN	29.351	C. RENDON	40.956	C. RENDON	25.314	C. RENDON	1:35.621	1:35.656	
19	C. RENDON	29.351	P. DUTTON	41.013	N. SPITERI	25.457	H. GRIFFIN	1:35.866	1:36.141	
20	A. SENIOR	29.356	H. GRIFFIN	41.238	P. DUTTON	25.492	P. DUTTON	1:35.896	1:35.956	
21	P. DUTTON	29.391	P. BERRY	41.318	P. BERRY	25.505	P. BERRY	1:36.108	1:36.240	
22	N. SPITERI	29.806	N. SPITERI	41.541	B. SCHMIDT	25.508	N. SPITERI	1:36.804	1:36.998	
23	T. KEOGH	30.910	T. KEOGH	42.748	N. MARSH	26.126	T. KEOGH	1:39.866	1:39.940	
24	N. MARSH	31.072	N. MARSH	43.072	T. KEOGH	26.208	N. MARSH	1:40.270	1:40.480	

The results are provisional until the end of the time limit for protests and appeals.

Chief Time Keeper - Scott Laing

Clerk of Course - Tom Williams




Computime Race Timing Systems Pty Ltd © 1996

Licensed to Computime Race Timing Systems

www.computime.com.au**COMPUTIME RACE TIMING SYSTEMS PTY LTD**

9 Timber Lane, Glen Waverley, Vic 3150. Ph : 0418 17 13 17

E-mail : scott@computime.com.au

2016


YMF
 YAMAHA MOTOR FINANCE

AUSTRALIAN SUPERBIKE CHAMPIONSHIP
Sydney Motorsports Park

PRESENTED BY


YAMAHA
MOTORCYCLE
INSURANCE
Round 3
April 16 & 17

SUPERBIKE
Overall Qualifying
PROVISIONAL MERGED CLASSIFICATION

Date: 16/04/16

Printed at: 15:29

Pos	No	Gr	Name	Machine	Event Q06	Event Q11	Fastest Lap
1	47	A	Wayne MAXWELL (VIC) / Yamaha Racing Team / Yamaha Motor Australia	Yamaha YZF-R1	1:30.503	1:30.293	1:30.293
2	14	A	Glenn ALLERTON (NSW) / Yamaha Racing Team / Yamaha Motor Australia	Yamaha YZF-R1	1:30.891	1:30.732	1:30.732
3	1	A	Mike JONES (QLD) / Ducati Australia / Motul / Pirelli / QBE / Australian Outdoor Living	Ducati Panigale	1:30.856	1:31.060	1:30.856
4	17	A	Troy HERFOSS (NSW) / Crankt Protein Honda Racing / Motul	Honda CBR SP	1:30.899	1:31.095	1:30.899
5	65	A	Cru HALLIDAY (VIC) / Yamaha Racing Team / Yamaha Motor Australia	Yamaha YZF-R1	1:31.185		1:31.185
6	25	A	Daniel FALZON (SA) / JD Racing / Caterpillar/ Mainline Dyno/ YRT	Yamaha YZF-R1	1:31.601	1:31.353	1:31.353
7	12	A	Matt WALTERS (NSW) / Kawasaki Connection / Kawa. Motors Fin. / Repsol/Rover Coaches	Kawasaki ZX10R	1:31.463	1:31.722	1:31.463
8	27	A	Jamie STAUFFER (NSW) / Crankt Protein Honda Racing / Motul	Honda CBR SP	1:31.481	1:32.050	1:31.481
9	16	A	Michael BLAIR (NSW) / Yamaha / YRD / Ipone / Campbell Home Hardware & Bldg Supp.	Yamaha YZF-R1	1:32.081	1:31.619	1:31.619
10	60	A	Ben BURKE (NSW) / SA Kawasaki BC performance / Kawasaki Aust. / Kawa. Motors Fin.	Kawasaki ZX10R	1:32.185	1:31.803	1:31.803
11	51	A	Brayden ELLIOTT (NSW) / Knobby Underwear / Royan Truck & Trailer Repairs / ASM Aust.	Suzuki GSX-R	1:31.992	1:32.018	1:31.992
12	33	A	Sloan FROST (NZ) / Next Gen Motorsports	Suzuki GSX-R	1:33.351	1:33.464	1:33.351
13	46	A	Simon GALLOWAY (NSW) / Chris Watson M-cycles / Bodywise Smash Repairs	Yamaha YZF-R1	1:34.329	1:33.519	1:33.519
14	96	A	Mathew HARDING (NSW) / K & R Hydraulics / Kawasaki Connection	Kawasaki ZX10R	1:34.676	1:33.563	1:33.563
15	22	A	Trent GIBSON (VIC)	Yamaha YZF-R1	1:33.659	1:33.740	1:33.659
16	3	A	Ryan HAMPTON (NZ) / Next Gen Motorsports / Hampton M-cycles / Nitron Susp. / Pirelli	Suzuki GSX-R	1:34.400	1:34.183	1:34.183
17	77	A	Adam SENIOR (WA) / Boreclean / Steve's M-cycles / Consent2Go / Silkolene	Yamaha YZF-R1	1:35.472	1:35.361	1:35.361
18	88	B	Brendan SCHMIDT (VIC) / Peter Stevens / Newturf Aust Pty Ltd / Fat Bobs Bar & Grill	Kawasaki ZX10R	1:35.932	1:35.494	1:35.494
19	36	C	Carlos RENDON (NSW)	Kawasaki ZX10R	1:35.961	1:35.656	1:35.656
20	21	C	Heath GRIFFIN (NSW)	Ducati Panigale	1:35.743	1:36.141	1:35.743
21	48	A	Paul DUTTON (NSW) / Ultra Spray	Yamaha YZF-R1	1:36.057	1:35.956	1:35.956
22	23	B	Peter BERRY (VIC) / Livson TBR / Volcanic Creative / Workwearhub / Repsol / DM Racing	Kawasaki ZX10R	1:36.851	1:36.240	1:36.240
23	78	B	Nathan SPITERI (VIC) / Livson TBR Racing / Konnect / Volcanic Creative / Workwearhub	Honda CBR RR	1:37.017	1:36.998	1:36.998
24	71	B	Joel BEARD (NSW)	Kawasaki ZX10R	1:37.853		1:37.853
25	15	B	Nick MARSH (NSW) / Superbike Source Racing / Bridgestone / Annitor Quickshifters	Aprilia RSV4	1:39.559	1:40.480	1:39.559
26	73	B	Tony KEOGH (WA) / Trakdayz / Chain Reaction M-cycles / ProBolt / SC Project	Kawasaki ZX10R	1:40.291	1:39.940	1:39.940

*** ALL RIDERS QUALIFY ***

*** TOP 6 RIDERS PROGRESS TO SUPERPOLE ***

The results are provisional until the end of the time limit for protests and appeals.

Chief Time Keeper - Scott Laing

Clerk of Course - Tom Williams



Computime Race Timing Systems Pty Ltd © 1996

Licensed to Computime Race Timing Systems

www.computime.com.au
COMPUTIME RACE TIMING SYSTEMS PTY LTD

9 Timber Lane, Glen Waverley, Vic 3150. Ph : 0418 17 13 17

E-mail : scott@computime.com.au